

Listen Up,
Speak Out
4

Scope and Sequence

How to Use This Book			page 4
Unit 1	Title	Nice to Meet You.	
	Unit Objective	Introduce yourself and those around you	
	Vocabulary	sounds like, enjoy, during, job, guess, confusing, introduction, move, work for, join, subject, difficult	
	Passage 1	Back to School	166 WPM
	Passage 2	First Day at a New School	
Passage 3	The New Student		
Unit 2	Title	This is My Family.	
	Unit Objective	Describe a family and details about them	
	Vocabulary	look cool, curly, come from, photo, be married, near, blonde, none, tell a joke, beard, late, used to	
	Passage 1	Who Is She?	179 WPM
	Passage 2	Do You Come from a Big Family?	
Passage 3	A Party!		
Unit 3	Title	What Do You Do at School?	
	Unit Objective	Describe a normal day at school and what is in a classroom	
	Vocabulary	semester, take a look, help out, PE, even, mine, snack, extra, everywhere, sure, at least, be worried about	
	Passage 1	What Classes Are You Taking?	178 WPM
	Passage 2	Do You Know Where My Pencil Case Is?	
Passage 3	Mondays		
Unit 4	Title	A Chance of Rain	
	Unit Objective	Describe the different types of weather	
	Vocabulary	forecast, cloudy, carry, chance, get wet, temperature, degree, worse, freezing, unusual, luckily, soon	
	Passage 1	Don't Forget Your Umbrella!	178 WPM
	Passage 2	It's So Hot!	
Passage 3	Weather Changes		
Unit 5	Title	Where Is It?	
	Unit Objective	Discuss the location of things both inside and outside	
	Vocabulary	pair of, beside, in front of, across from, wall, show, parrot, behind, under, lamp, necklace, keep	
	Passage 1	Have You Seen It?	195 WPM
	Passage 2	In My Brother's Room	
Passage 3	My Favorite Poster		
Unit 6	Title	How Do I Look?	
	Unit Objective	Describe what people are wearing in detail	
	Vocabulary	dark, expensive, on sale, striped, polka dot, try on, hold, above, usually, dress, shorts, either	
	Passage 1	Nice Clothes!	191 WPM
	Passage 2	Does It Look Good on Me?	
Passage 3	It Really Suits Her.		

Unit 7	Title	Be on Time!		page 55
	Unit Objective	Talk about times and time periods when planning things		
	Vocabulary	except, stop, aquarium, guide, while, practice, museum, schoolwork, literature, chemistry, prepare for, sold out		
	Passage 1	The School Trip	167 WPM	
	Passage 2	Have a Good Trip!		
Passage 3	The Exam Schedule			
Unit 8	Title	What Do You Like?		page 63
	Unit Objective	Compare objects and express preferences		
	Vocabulary	kind of, take care of, dislike, lovely, bite, scary, bug, go out to eat, snack, spicy, miss, noisy		
	Passage 1	What Lovely Animals!	172 WPM	
	Passage 2	Vegetables!		
Passage 3	I Like It Here.			
Unit 9	Title	It's Math Time.		page 71
	Unit Objective	Discuss the cost and amount of things		
	Vocabulary	cost, divide, minus, plus, add, piece, enough, pond, prize, subtract, each, in total		
	Passage 1	How Many Dolls?	156 WPM	
	Passage 2	Surprise!		
Passage 3	How Much?			
Unit 10	Title	It Looks the Best!		page 79
	Unit Objective	Talk about purchasing items and comparison shopping		
	Vocabulary	almost, choice, only, heavier, part, cheaper, might, instead, comfortable, casual, useful, fashionable		
	Passage 1	Buying a Gift	183 WPM	
	Passage 2	Is It New?		
Passage 3	What Should I Get?			
Unit 11	Title	How Do I Get to the Library?		page 87
	Unit Objective	Give directions to a place indoors and outdoors		
	Vocabulary	public library, street, turn left, far, another, stair, department store, in the middle of, back, bookstore, go straight, bank		
	Passage 1	How Do I Get There?	202 WPM	
	Passage 2	Do You Know Where?		
Passage 3	A Question			
Unit 12	Title	What Are You Going to Do?		page 95
	Unit Objective	Discuss dates of holidays and family events		
	Vocabulary	holiday, probably, spend, the rest of, lay on, invite, coming up, day off, relax, backyard, barbecue, lake		
	Passage 1	The Holiday	183 WPM	
	Passage 2	The Vacation		
Passage 3	Coming Up			

How to Use This Book


This series is designed to further develop young learners' speaking and listening comprehension skills. In this level, students will be preparing themselves for comprehending native-level conversations and information as well as preparing themselves for standardized tests that feature various listening tasks.

Pre-Listening Warm-Up


The first page of each unit introduces some of the vocabulary students will encounter in the passages from the unit. Each warm-up page begins with a visual exercise that asks students to match words or phrases to pictures. This helps students associate new words with their physical counterpart.

In *Parts B* and *C*, students will practice more new vocabulary words by identifying words in context or additional vocabulary and definition matching exercises.

QR codes are given for every unit to help students quickly access the listening tracks for that unit.

Unit 1 Nice to Meet You. 

A Match each picture with the correct word or phrase.



(a) enjoy (b) subject (c) confusing (d) move

B Fill in the blanks with the correct words.

works for join job introduction

Jessica: Good morning, class. We have a new student today. Please listen to his _____.

Taylor: Hello! I just moved to this area. My dad got a new _____ here. He _____ a giant computer company. I'm happy to _____ your class. I hope we can be friends.

C Circle the best word for each sentence.

- It's really (difficult / during) to start at a new school.
- (During / difficult) your first week, try and make some new friends.
- Oh, that's great. It sounds (like / guess) you really enjoyed it.
- I (sounds like / guess) you are the new boy. Nice to meet you.

Unit 1 7

Listening 1 Back to School

A Listen and match the people with the correct pictures.



(a) Mr. Thompson (b) Jenny (c) The new girl

B Listen again. You will then hear four statements. Circle True or False.

- True | False
- True | False
- True | False
- True | False

C Listen and choose the best answer to each question.

- (a) At a farm (b) In New York (c) At home (d) At school
- (a) She went to New York. (b) She went to Canada. (c) She went to her parents' farm. (d) She talked to the new girl.
- (a) Jenny's sister (b) A teacher (c) Mr. Thompson's kid (d) A new student

8 Unit 1

Listening 1, 2, 3

Listening 1, 2, and 3 take the vocabulary used on the warm-up page and deliver a dialogue or monologue based on the unit's theme. Each listening page contains one passage and three comprehension exercises based on the passage. *Exercise A* is always a visual-based exercise to get students engaged in the listening as well as provide visual clues. *Exercises B* and *C* alternate between True and False questions, multiple choice questions, or fill-in-the-blank exercises. The various exercises target different thinking skills.

Speaking Practice

In Speaking Practice, students produce key language of the unit in short dialogues and role plays with classmates.

Speaking Practice

A Listen and say. Practice with a friend.

Hi, where are you from?
I'm from Florida. We moved here last week because my mom got a job here.
What do you like to do for fun?
I like to draw pictures. What do you like to do?

B Speak with a friend. Use the conversation in Activity A and these words to help you.

Florida New York Australia Chicago England
last month Monday two weeks ago
play an instrument read books watch movies
play video games cook a meal

C Look at the students in the photos. Where are they from? What do they like to do for fun? Role-play with a friend.

England Australia Brazil

On Your Own

This section reviews target language for the unit and provides students with an opportunity to use what they have learned in personalized speaking and writing activities.

On Your Own

A Ask your partners about themselves. Write down their answers.

Name	How old is he/she?	Where is he/she from?	Hobbies (play an instrument, draw pictures, etc.)

- How old are you?
- Where are you from?
- What do you like to do for fun?

B Use the information above. Write about one of your partners.

My Partner

My partner's name is Jane. She is 11 years old. She moved here from New York. She likes to play the piano for fun.

UNIT TEST

A Look at the picture. Listen. Choose the statement that best describes the picture.

1. (a) (b) (c) (d) 2. (a) (b) (c) (d)

B Listen. Choose the best response.

3. (a) You're welcome!
(b) I'm doing fine.
(c) Nice meeting you.
(d) OK, thank!

4. (a) I'm fifteen.
(b) I'm fine, thank you.
(c) I live in New York.
(d) Nice to meet you.

C You will hear two short dialogues followed by questions. Choose the best answers to the questions.

5. (a) In New York
(b) At school
(c) At Brenda's house
(d) At Edward's house

6. (a) Biking
(b) Swimming
(c) Hiking
(d) Nothing

7. (a) The girl
(b) The boy
(c) Neither speaker
(d) Both speakers

8. (a) Chicago
(b) New York
(c) The Philippines
(d) New Jersey

D You will hear two short talks followed by questions. Choose the best answers to the questions.

9. (a) Math
(b) French
(c) English and math
(d) Science and English

10. (a) She is 7 years old.
(b) She has two younger sisters.
(c) She loves hiking.
(d) She moved here last month.

11. (a) Study English
(b) Study science
(c) Play board games
(d) Watch basketball games

12. (a) An old student from Japan
(b) A new student from America
(c) A boy from Tokyo
(d) A new teacher

E You will hear a dialogue followed by questions. Choose the best answers to the questions.

13. (a) New students
(b) A new school
(c) Their vacation
(d) Weekend plans

14. (a) Ralph
(b) Daniel
(c) Mandy
(d) Simon

15. (a) His brother's name is Ralph.
(b) He and Michelle come from the same country.
(c) He is from China.
(d) He is going to play basketball this weekend.

Unit Test

A two-page unit test is provided at the end of each unit to review the material covered. The format of the unit test mimics standardized tests to prepare students for a more formal listening comprehension environment.

Downloadable Supplemental Materials

Midterm Tests, Final Tests, MP3 Audio, Word Lists, Word Tests, Transcripts, and Answer Keys provide additional teacher and student support.



Scan and find the tracks.

A Match each picture with the correct word or phrase.



(a) enjoy



(b) subject



(c) confusing



(d) move

B Fill in the blanks with the correct words.

works for join job introduction

Jessica: Good morning, class. We have a new student today. Please listen to his 1_____.

Taylor: Hello! I just moved to this area. My dad got a new 2_____ here. He 3_____ a giant computer company. I'm happy to 4_____ your class. I hope we can be friends.

C Circle the best word for each sentence.

1. It's really (difficult / during) to start at a new school.
2. (During / Difficult) your first week, try and make some new friends.
3. Oh, that's great. It sounds (like / guess) you really enjoyed it.
4. I (sounds like / guess) you are the new boy. Nice to meet you.


Listening Back to School



A Listen and match the people with the correct pictures.



(a)
Mr. Thompson



(b)
Jenny



(c)
The new girl



B Listen again. You will then hear four statements. Circle **True** or **False**.

- | | | | | | |
|---------|--|-------|---------|--|-------|
| 1. True | | False | 2. True | | False |
| 3. True | | False | 4. True | | False |



C Listen and choose the best answer to each question.

- | | |
|------------------------------------|---------------------------------|
| 1. (a) At a farm | (b) In New York |
| (c) At home | (d) At school |
| 2. (a) She went to New York. | (b) She went to Canada. |
| (c) She went to her parents' farm. | (d) She talked to the new girl. |
| 3. (a) Jenny's sister | (b) A teacher |
| (c) Mr. Thompson's kid | (d) A new student |

Listening 2 First Day at a New School



A Listen. Write the words below the correct pictures.

12 years old
Jenny's brother


new student
from England

plays the piano
from Canada



1

Alice



2

Alex



3

Jenny



4

Robert



B Listen again. Fill in the missing words.

Oh, hi! My 1 _____ is Alice. It's nice to 2 _____ you!

I am from Canada. My 3 _____ got a new 4 _____ here, so we moved.

It's big but 5 _____. Both my brother Robert and I like it.

Oh, you have a 6 _____? Is he your 7 _____ or older brother?

Yeah, his name is Alex. He's from 8 _____.

I think you'll be able to tell us 9 _____. Come on, Jenny, I'll 10 _____ you.




C Circle the correct word based on what you heard.

1. The school is (old / big / confusing).
2. (Jenny's / Alice's / Alex's) dad got a new job here.
3. (Robert / Alice / Robert and Alice) moved here from Canada.
4. (Alice / Jenny) will introduce (Alice / Jenny) to Alex.

Listening 3 The New Student



A Listen. What does Alex like? Circle the correct pictures.



B Listen again. Write **T** for true and **F** for false.

1. _____ Alex's family moved here last month.
2. _____ Alex's mom teaches drums.
3. _____ Alex likes the drums more than the piano.
4. _____ Alex likes math.



C Choose the best word or phrase to complete each sentence.

1. Alex is introducing himself to _____.
(a) his teacher
(b) Jenny
(c) all the kids in class
(d) Alice
2. He has _____.
(a) an older brother
(b) a younger sister
(c) two younger brothers
(d) no sisters
3. The speaker _____ basketball.
(a) loves watching
(b) hates watching
(c) loves playing
(d) hates playing

Speaking Practice



A Listen and say. Practice with a friend.



Hi, where are you from?

I'm from **Florida**. We moved here **last week** because my mom got a job here.



What do you like to do for fun?

I like to **draw pictures**.
What do you like to do?



B Speak with a friend. Use the conversation in Activity A and these words to help you.

Florida New York Australia Chicago England
last month Monday two weeks ago
play an instrument read books watch movies
play video games cook a meal

C Look at the students in the photos. Where are they from? What do they like to do for fun? Role-play with a friend.



England



Australia



Brazil

On Your Own

A Ask your partners about themselves. Write down their answers.

Name	How old is he/she?	Where is he/she from?	Hobbies (play an instrument, draw pictures, etc.)

- How old are you?
- Where are you from?
- What do you like to do for fun?

B Use the information above. Write about one of your partners.

My Partner

My partner's name is Jane. She is 11 years old. She moved here from New York. She likes to play the piano for fun.

UNIT TEST

A



Look at the picture. Listen. Choose the statement that best describes the picture.

1. (a) (b) (c) (d)



2. (a) (b) (c) (d)



B



Listen. Choose the best response.

3. (a) You're welcome!
(b) I'm doing fine.
(c) Nice meeting you.
(d) OK, thanks!

4. (a) I'm fifteen.
(b) I'm fine, thank you.
(c) I live in New York.
(d) Nice to meet you.

C



You will hear two short dialogues followed by questions. Choose the best answers to the questions.

5. (a) In New York
(b) At school
(c) At Brenda's house
(d) At Edward's house

6. (a) Biking
(b) Swimming
(c) Hiking
(d) Nothing

7. (a) The girl
(b) The boy
(c) Neither speaker
(d) Both speakers

8. (a) Chicago
(b) New York
(c) The Philippines
(d) New Jersey

D

You will hear two short talks followed by questions. Choose the best answers to the questions.

9. (a) Math
(b) French
(c) English and math
(d) Science and English
10. (a) She is 7 years old.
(b) She has two younger sisters.
(c) She loves hiking.
(d) She moved here last month.
11. (a) Study English
(b) Study science
(c) Play board games
(d) Watch basketball games
12. (a) An old student from Japan
(b) A new student from America
(c) A boy from Tokyo
(d) A new teacher

E

You will hear a dialogue followed by questions. Choose the best answers to the questions.

13. (a) New students
(b) A new school
(c) Their vacation
(d) Weekend plans
14. (a) Ralph
(b) Daniel
(c) Mandy
(d) Simon
15. (a) His brother's name is Ralph.
(b) He and Michelle come from the same country.
(c) He is from China.
(d) He is going to play basketball this weekend.



Scan and find the tracks.

A Find the correct meaning for each word.



- _____ (a) a picture made with a camera
- _____ (b) after the expected time
- _____ (c) having waves or curls
- _____ (d) light brown or light yellow hair

B Fill in the blanks with the correct words.

looks cool come from is married telling jokes

- I _____ quite a small family. I am my grandparents' only grandson.
- My sister is on the left. She _____ to the man standing next to her.
- Your dad _____ in that photo. He was so fashionable.
- My uncle is really funny. He's always _____.

C Circle the best word for each sentence.

- (None / Near) of my brothers and sisters have kids.
- That's my granddad. He had long hair and a big (none / beard).
- When I was young, I lived (near / used) to my best friend.
- She (near / used) to have short hair, but now it's really long.

Listening 1 Who Is She?



A Listen and match the people with the correct pictures.



(a)
Aunt Jane



(b)
Uncle Norman



(c)
Eva's grandmother



(d)
Eva's grandfather



B Listen again. Fill in the missing words.

That's my 1 _____. She is eighteen years old in that picture.
Here is my 2 _____. He looks cool in this picture with his
3 _____ hair. The young boy with curly hair is my
4 _____. The woman with 5 _____, dark hair is
my Aunt Jane.

C Circle **True** or **False**.

- | | | | |
|--|------|--|-------|
| 1. Aunt Jane has long, straight hair. | True | | False |
| 2. Eva's mom's brother has curly hair. | True | | False |
| 3. Eva's mother is the only one with dark hair. | True | | False |
| 4. Eva's grandmother was very pretty when she was young. | True | | False |
| 5. Eva's mother looks like her grandfather. | True | | False |

Listening 2 Do You Come from a Big Family?



Listen. Write how the children in each picture are related to the speaker.



1

_____’s sons



2

_____’s daughters



3

_____’s son
and daughter



Listen again. You will then hear three questions. Choose the best answer to each question.

- (a) 2 (b) 3
(c) 5 (d) 6
- (a) 2 (b) 5
(c) 6 (d) 11
- (a) Sarah (b) Peter
(c) Peter’s brother (d) Peter’s sister



Choose the best word to complete each sentence.

- Peter’s children have _____ cousins.
(a) five (b) six (c) seven (d) eleven
- Peter’s children are _____.
(a) active (b) smart (c) funny (d) tall
- Sarah has two _____.
(a) children (b) cousins (c) sisters (d) nieces
- Sarah’s family is _____.
(a) big (b) quiet (c) noisy (d) active

Listening 3 A Party!



Look at the pictures and listen. Then complete the sentences.

1. The speaker is at a _____.



2. The speaker has a _____.



3. The speaker's brother likes _____.



4. The speaker's aunts and uncles are _____.



Listen again. You will then hear three questions. Choose the best answer to each question.

- | | |
|-----------------------|-----------------------|
| (a) The baby cousin's | (b) The speaker's |
| (c) The grandfather's | (d) The grandmother's |
- | | |
|-------------------|-------------|
| (a) Playing | (b) Singing |
| (c) Telling Jokes | (d) Sitting |
- | | |
|--------------------|------------------------|
| (a) The girl's mom | (b) Aunt Elizabeth |
| (c) The girl | (d) The girl's brother |

Write **T** for true or **F** for false. Correct any wrong information.

- _____ The girl's grandfather is active.
- _____ Suzy is the girl's aunt.
- _____ Both the girl and her Aunt Elizabeth are smart.
- _____ The girl's aunts and uncles are dancing and laughing.

Speaking Practice



Listen and say. Practice with a friend.



Do you come from a big family?

Yes, It's pretty **big**.

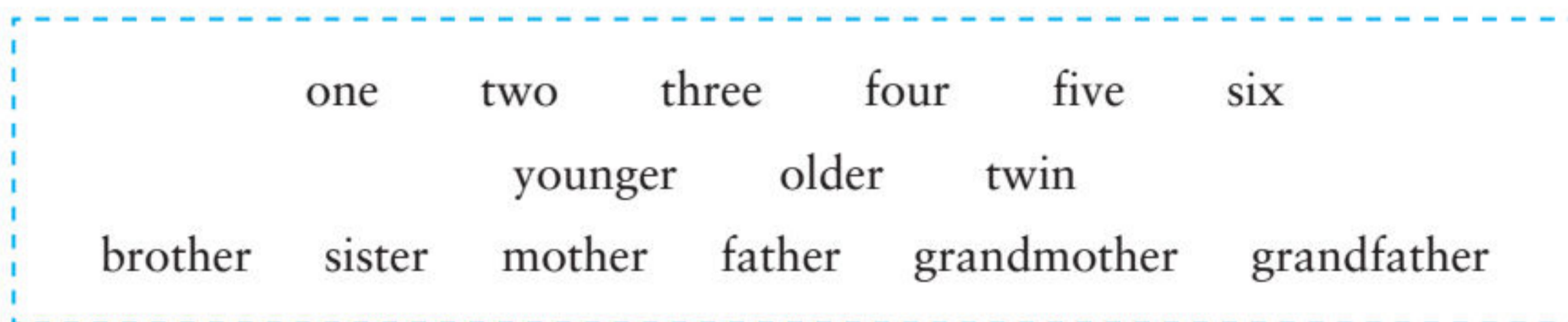


How many people are in your family?

There are **five** of us. There's me, my **twin brother**, my **older sister**, and my **parents**.



B Speak with a friend. Use the conversation in Activity A and these words to help you.



C Look at the family photo. How many people are in the family? What do they look like? Role-play with a friend.



On Your Own

A Ask your partners. Describe your family members.

Name	Family Size	Siblings (Brothers, Sisters)	Description

- Do you come from a big family?
- Do you have any brothers or sisters?
- Can you describe your family members?

B Use the information above. Write about one of your partners.

My Partner

My partner's name is Sarah. There are five people in her family. She has an older sister. She also has a younger brother. He lives with his parents and his siblings.